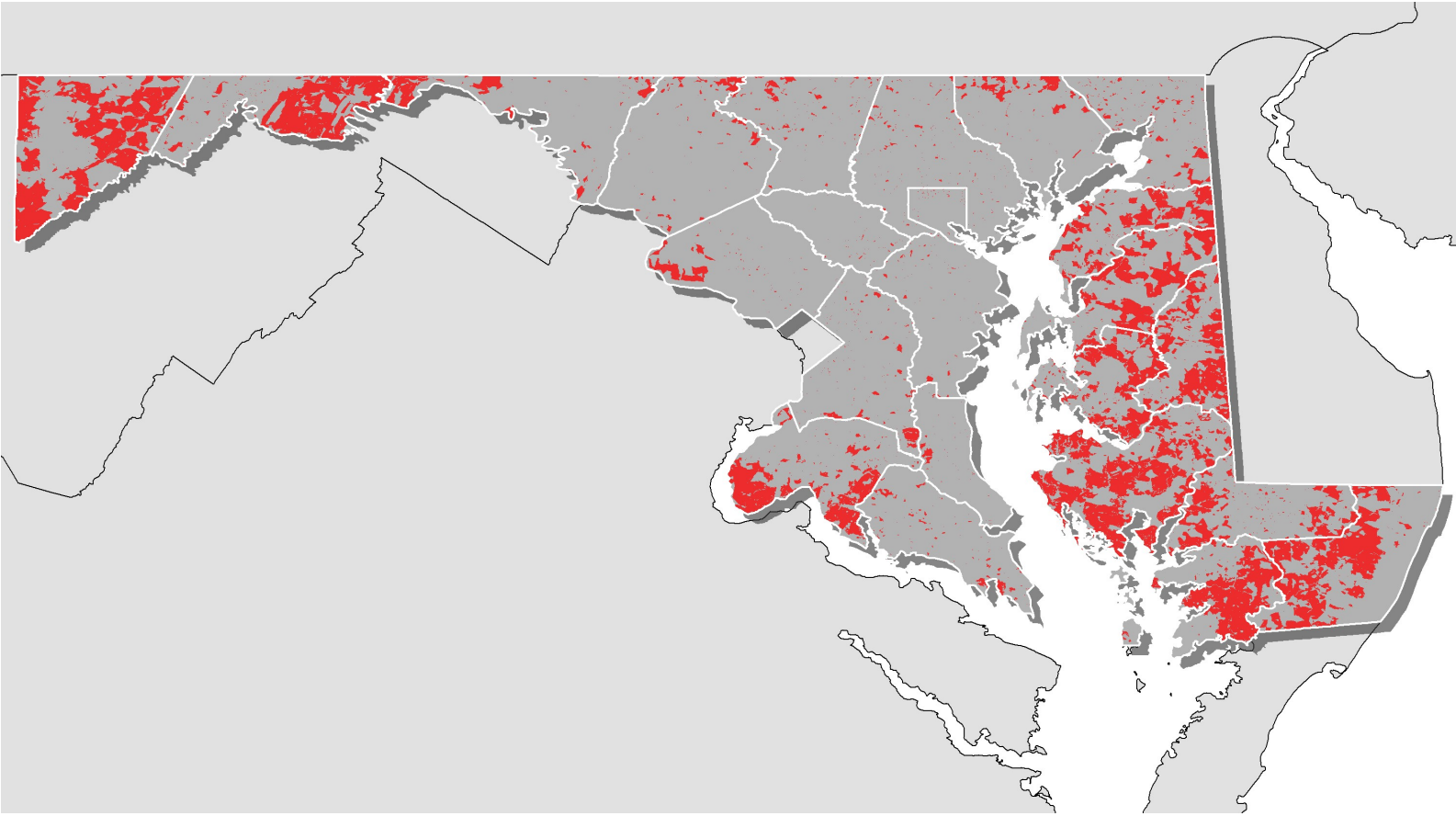


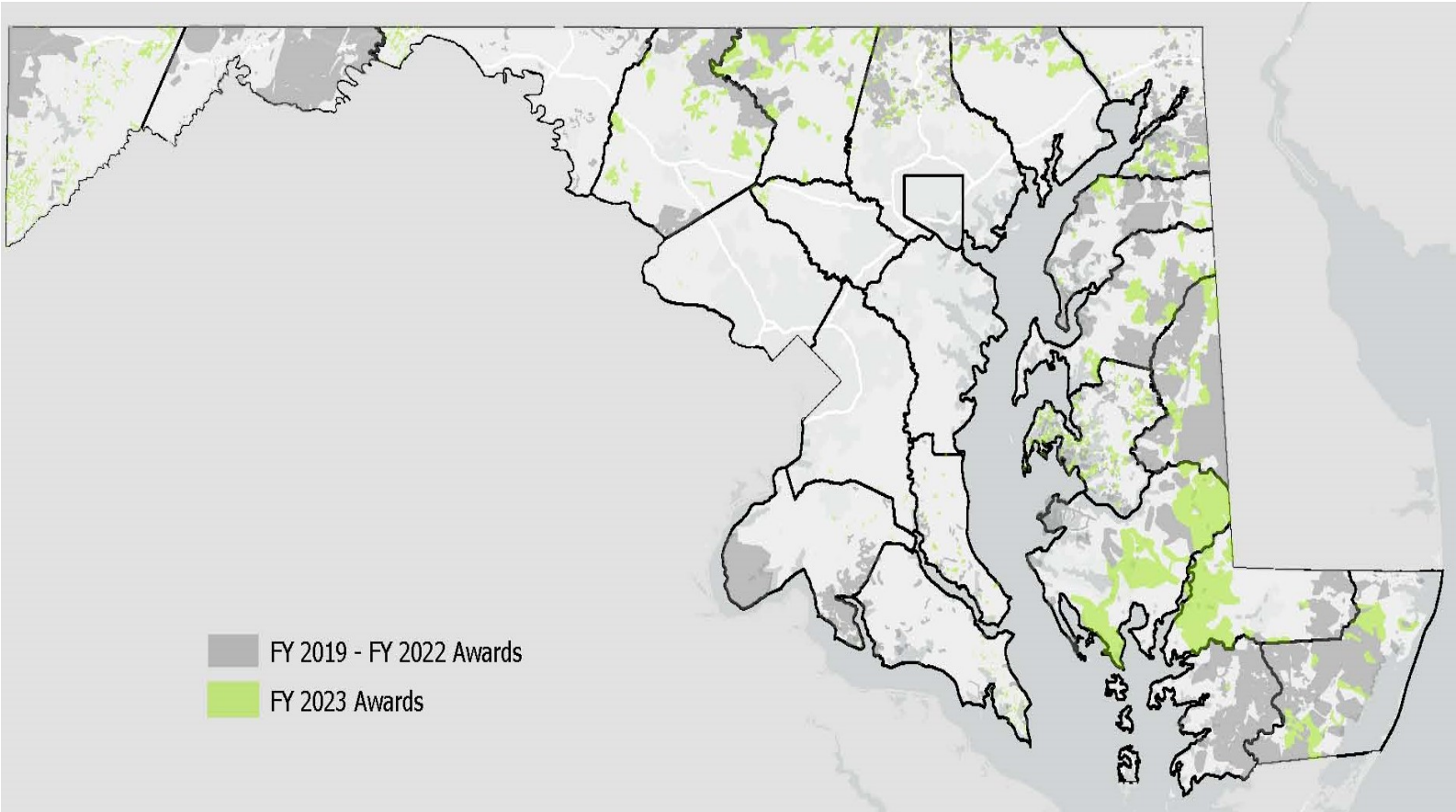


Panel 1

Broadband Infrastructure and Digital Equity Funding: Current Initiatives and What to Expect?

Kenrick Gordon, PE
Director
Office of Statewide Broadband





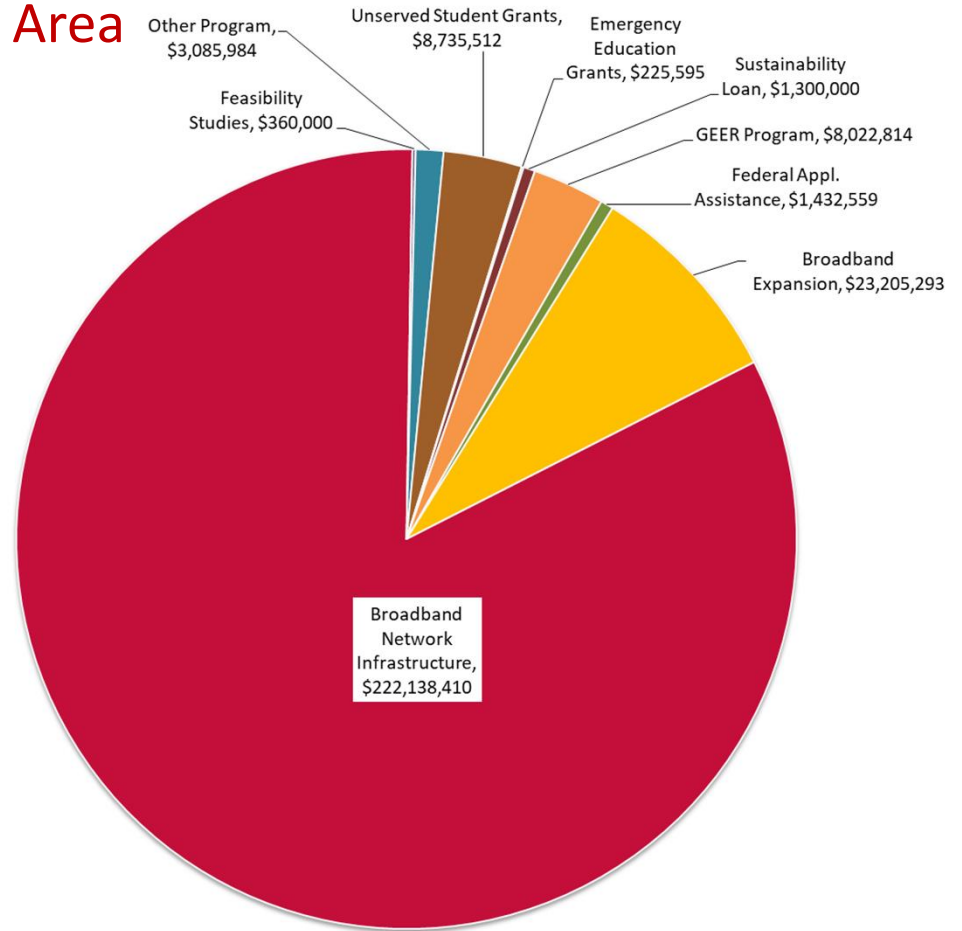
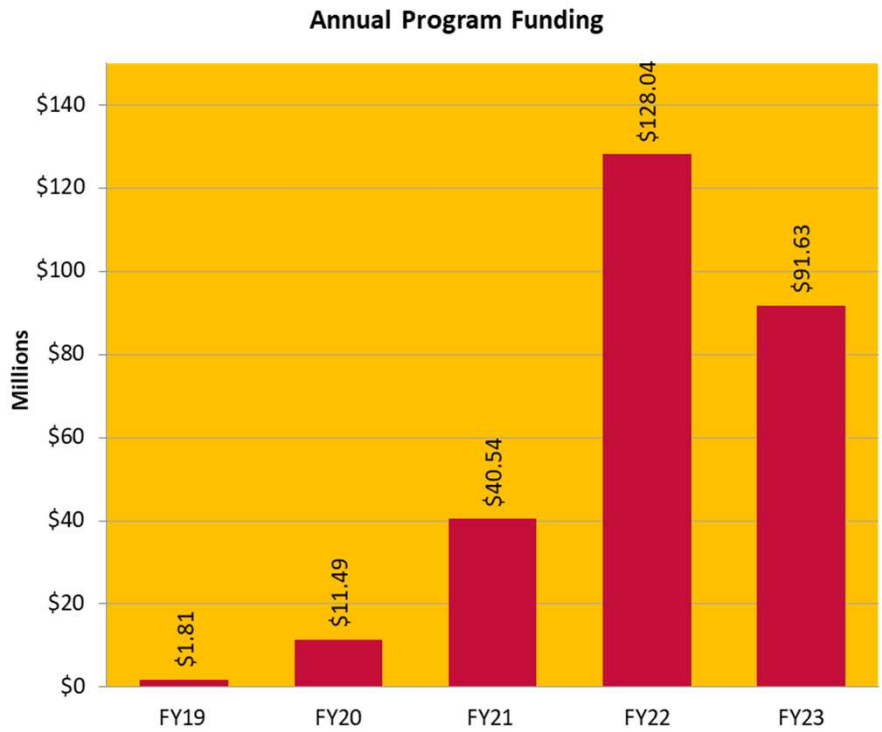
What have we done

Broadband Infrastructure Funding by County

County	DHCD Funding	Non-DHCD Funding	County Total	Locations Served
Allegany	3,847,347	8,356,284	12,203,631	3,510
Anne Arundel				
Baltimore City				
Baltimore	17,415,005	6,706,883	24,121,888	2,333
Calvert	3,266,365	1,726,284	4,992,649	379
Caroline	22,313,359	11,342,436	33,655,795	3,841
Carroll	27,751,392	10,854,267	38,605,659	3,190
Cecil	16,722,172	6,153,882	22,876,054	1,558
Charles	17,050,942	7,553,238	24,604,180	3,408
Dorchester	9,895,790	5,264,806	15,160,596	1,817
Frederick	19,610,838	7,331,267	26,942,105	2,195
Garrett	7,910,402	11,450,426	19,360,828	4,290

County	DHCD Funding	Non-DHCD Funding	County Total	Locations Served
Harford	14,986,006	5,480,239	20,466,245	2,198
Howard	799,374	1,006,281	1,805,655	329
Kent	8,624,247	4,130,983	12,755,230	1,462
Montgomery	1,149,943	127,772	1,277,715	37
Prince George's	1,396,055	155,117	1,551,172	55
Queen Anne's	4,489,411	3,087,350	7,576,761	1,541
St. Mary's	4,614,665	2,910,361	7,525,026	733
Somerset	18,176,552	5,408,389	23,584,941	2,414
Talbot	9,659,965	20,524,223	30,184,188	5,992
Washington	5,796,162	2,316,670	8,112,832	1,204
Wicomico	13,655,322	7,165,585	20,820,907	1,973
Worcester	12,410,093	9,501,872	21,911,965	1,920
FY19 - FY22 Total Funding	241,541,407	138,554,615	380,096,022	46,379

Overall Broadband Funding By Program Area



Current OSB Programs

- Connect Maryland: Network Infrastructure
 - Fund broadband Infrastructure Deployment
- Neighborhood Connect
 - Funds expansion of existing broadband networks into neighborhoods lacking service
- Connected Communities
 - Funds networks that provide free or very low cost service to covered populations
- Digital Inclusion
 - Funds education related programs to expand the use of broadband
- Maryland Emergency Broadband Benefit
 - Provides up to a \$15 per month subsidy to eligible subscribers for broadband service
- Device Subsidy
 - Provides a free laptop to eligible households

Upcoming Programs

2 programs expected this summer

- Broadband for Public Housing
 - Will provide funding to wire public housing units lacking a broadband connection
- Broadband for Difficult to Serve Premises
 - Will provide grants to counties to help individual properties lacking broadband due to excessive costs for deployment
- Plus a second round of device grants

Broadband Equity Access and Deployment (BEAD)

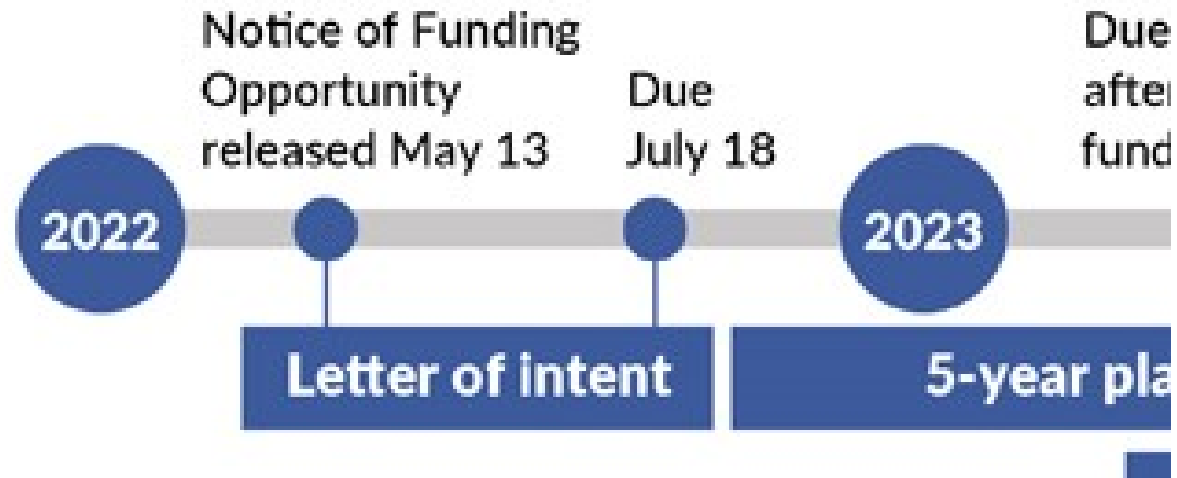
- \$42.5 Billion program being managed by the Federal Department of Commerce, National Telecommunications Information Administration (NTIA)
 - Each state will receive a minimum of \$100 Million
 - Final amounts will be determined by a ratio of the number of unserved locations in the state vs. the US
 - Requires a broadband plan with a 5 year implementation plan
 - MD received \$5 Million to create and implement the plan
 - Requires community outreach and engagement
 - Requires a workforce development plan

Estimated timeline for proposal develop

BEAD Timeline

ESTIMATED

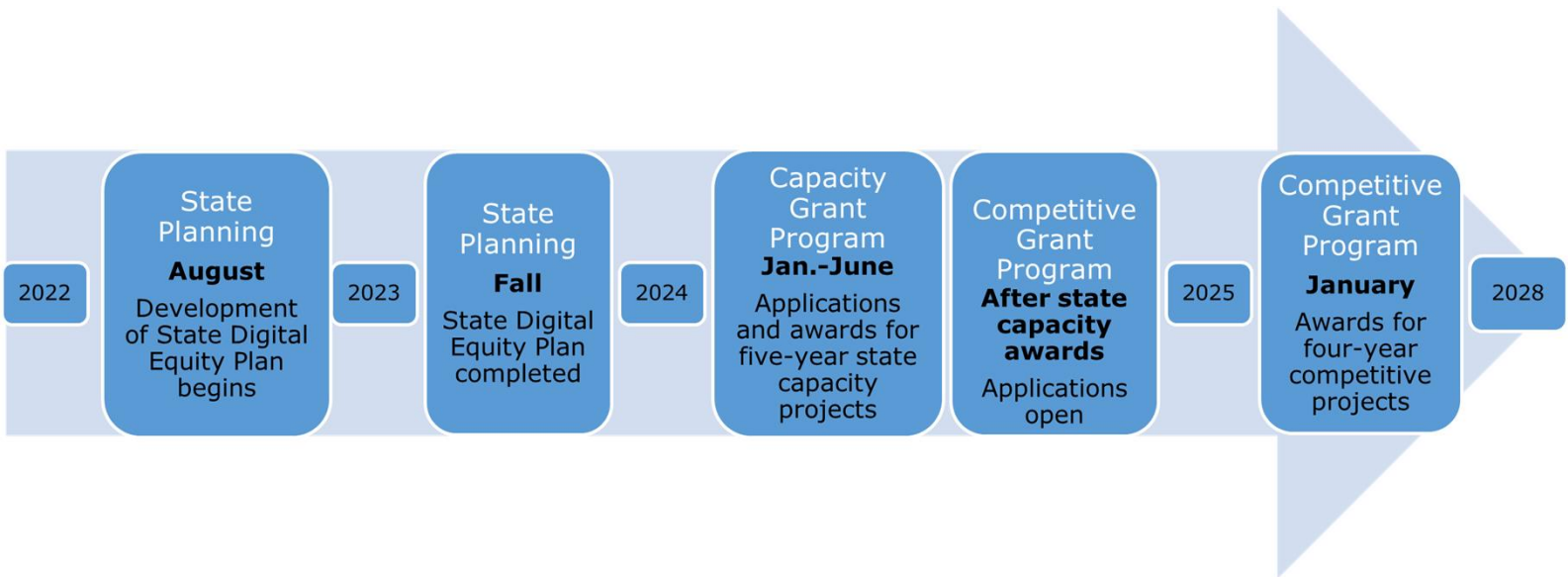
Timeline approximate unli



Digital Equity Act

- \$2.75 Billion program being managed by the Federal Department of Commerce, National Telecommunications Information Administration (NTIA)
 - Creates 3 programs
 - \$600 Million for planning – MD received \$966,000
 - Requires a 5 year DE plan
 - \$1.44 Billion for implementation
 - Amounts based on formula for plan implementation
 - \$1.25 Billion for a competitive grant programs
- NTIA has just published the draft regulations for these programs and is accepting comments through May 1, 2023.

Digital Equity Timeline



Wisconsin Public Service Commission